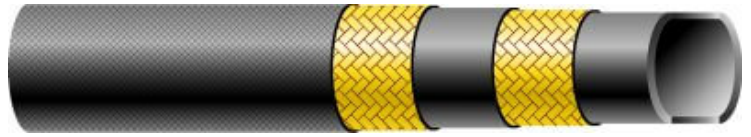


DS1 ultra










Steam wire - 18/55 bar - EN ISO 6134 2A



SPECIFICATIONS

Application	For the use of saturated steam and hot water in the chemical and petrochemical industry, as well as in plant engineering, the construction industry and shipbuilding.
Feature	<p>The DS1 <i>ultra</i> is designed for highest demands in industry. Two braids of zinc-plated steel-wire offer best resistance to superheated steam (up to + 230 ° C) and prevents corrosion. DS1 <i>ultra</i> is characterized by a high flexibility, small bending radius and small bending force as well.</p> <p>Electrically conductive: Resistance $R < 10^6$ Ohm.</p>
Standard/Approval	EN ISO 6134:2017 Type 2, class A.
Temperature range	-40°C / +210°C [saturated steam], peak +230°C [super heated steam]; +120°C [hot water].
Safety factor	Steam 10 : 1, Hot water 3,15 : 1
Tube	EPDM, black, electrically conductive, smooth.
Reinforcement	Zinc plated steel braided.
Cover	EPDM, black, resistant to ozone and weather, electrically conductive, cloth impression.
Marking	continuous mylartape, red letters: "SEMPERIT [S] DS 1 <i>ultra</i> Sattdampf / Saturated Steam WP 18 bar 210°C [peak +230°C] $R < 10^6$ Ohm MADE IN EU /////", as well as continuous embossed tape "SEMPERIT [S] DS1 <i>ultra</i> EN ISO 6134:2017 2A DAMPF / STEAM - PN 18 bar [1,8 MPa] 210 °C [peak 230°C] NW Ω xQ/YY [with EN dimensions].
Notice	<p>ATTENTION: Use only suitable fittings [clamp fittings according to EN 14423:2016].</p> <p>ATTENTION: Superheated steam shortens considerably the service life of the hose!</p> <p>ATTENTION: Please refer to our saturated steam table.</p>

TECHNICAL DETAILS

<div></div>										
Article number	Internal-Ø		Wall width	External-Ø	Work. pressure [max.]		Number of inserts	Bending radius [min.]	Weight approx.	Coil length [max.]
	mm	inch	mm	mm	Satur. steam [bar]	Hot water [bar]		mm	kg/m	m
68707 1360	13.0	1/2	6.0	25.0	18	55	2	65	0.55	40
68707 1366	13.0	1/2	6.0	25.0	18	55	2	65	0.55	60
68707 1660	16.0	5/8	6.0	28.0*	18	55	2	75	0.60	40
68707 1960	19.0	3/4	6.0	31.0*	18	55	2	90	0.70	40
68707 1970	19.0	3/4	7.0	33.0	18	55	2	90	0.85	40
68707 1976	19.0	3/4	7.0	33.0	18	55	2	90	0.85	60
48707 2575	25.0	1	7.5	40.0	18	55	2	145	1.10	40
48707 3280	32.0	1 1/4	8.0	48.0	18	55	2	200	1.55	40
48707 3880	38.0	1 1/2	8.0	54.0	18	55	2	240	1.80	40
48707 5090	50.0		9.0	68.0	18	55	2	340	2.65	40
48707 5190	50.8	2	9.0	68.8	18	55	2	340	2.65	40

Vacuum resistance up to ID 32: - 0.8 bar; up to ID 50: -0.4 bar * No EN ISO 6134:2017 dimension

Please note: Before using our products with new or untested media, or for applications that are not clearly indicated in the product information, written advice must be obtained from a specialist dealer or a Semperit application engineer. For safety reasons, all products must be inspected regularly for operational safety and replaced in the event of any damage [especially of the cover] or unusual signs of wear and tear. All products must be stored, handled, and maintained in accordance with all our respective instructions and DIN 7716:1982. The information in our catalogue as well as each individual datasheet is subject to change at any time without notice since we are constantly developing and improving our products and due to constant technical developments after the latest release date of the catalogue and/or individual datasheets. To always have the latest product and safety information make sure you visit our website [hoses.semperitgroup.com] regularly or contact one of our specialist dealers or a Semperit application engineer. All contracts concluded with us are exclusively subject to our general terms and conditions [available at semperitgroup.com]. Additional important general information about the range, choice and safe use of our products can be found at our website [hoses.semperitgroup.com] and must be followed without exception.

Important notice: Our catalogue and any individual datasheet have been prepared with great care in order to provide you with all the information you need. The information contained therein is based on the state-of-the-art industrial technology and many years of experience and testing; whenever indicated for a certain product, we also confirm conformity with the resistance requirements of the media listed in ISO TR 7620:2005(E). However, the individual conditions of storage, maintenance and use decisively affect the safe and durable use of each product. The quality and safety of our products as indicated in the catalogue or individual datasheets are therefore strictly subject to your continuous observance of all specifications and restrictions in our written product information and applicable laws and standards, the specifications regarding resistance to chemicals and our cleaning procedures. We reject any liability for safety issues or other consequences due to improper product choice, maintenance, or handling [e.g. squashing, rupturing, stretching, or filling with non-approved media]. Our products must not be used in airplanes or other aerial vehicles under any circumstance. Products delivered by us to the USA are manufactured according to IRPM-IP2, unless specified otherwise. All other hoses are manufactured according to EN ISO 1307:2008, unless specified otherwise. Our products are not designated for the sale to the general public and do not fulfill the conditions for "GS-certification", unless stated otherwise in the product datasheet.